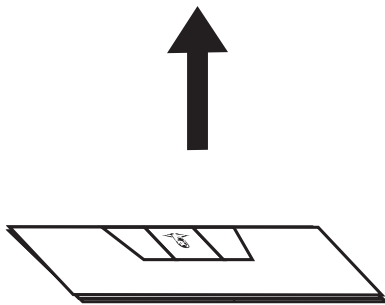
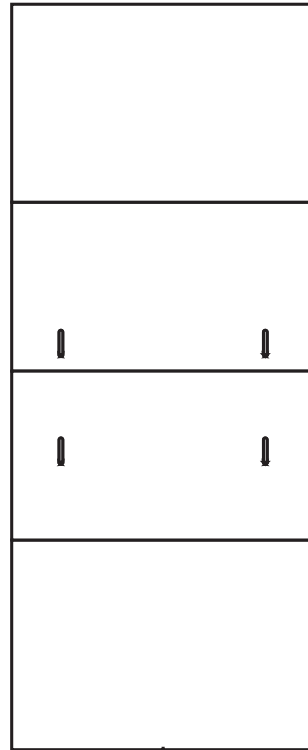


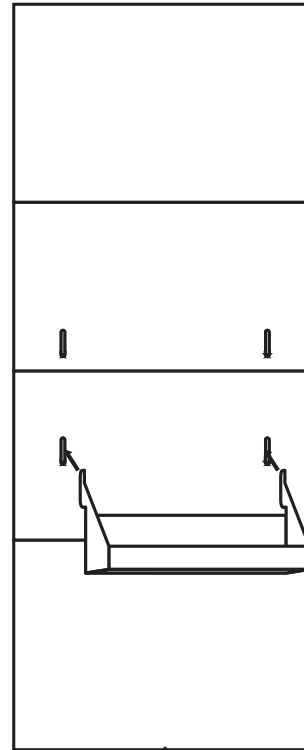
JUSTIN TIMBERLAKE DISPLAY ASSEMBLY




1. Lift up.



2. Display pops into place.



3. Lock shelf tabs into holes.



4. Assembly complete!

IMPORTANT: PLEASE NOTE

In the event that these instructions are not properly followed, Poptech will not be held responsible for any problems associated with the display.