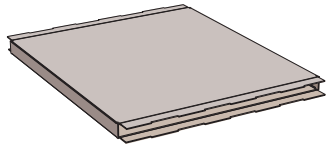
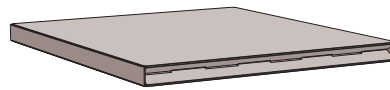


DISPLAY ASSEMBLY



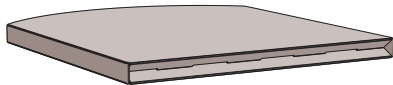
1. Square up bottom portion of display.



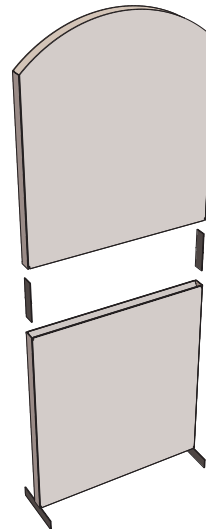
2. Fold upper and lower flaps inside display until tabs interlock.



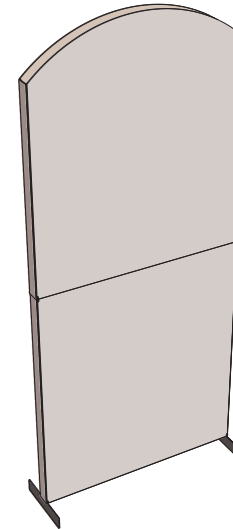
3. Slide T shaped plastic pieces into slots near bottom edges of display.



4. Square up top portion of display and interlock bottom flaps.



5. Slide 2 remaining plastic pieces into slots at top edges of lower portion of display. Slide top portion of display down onto plastic pieces.



6. Assembly complete.

Important: Please note

In the event that these instructions are not properly followed, Poptech will not be held responsible for any problems associated with the display.